



COWBOY MATCH STAGES

9:00 am June 13 & 14, 2026

Minimum match ammo required:

Rifle: 60
Pistol: 61
Shotgun: 24+



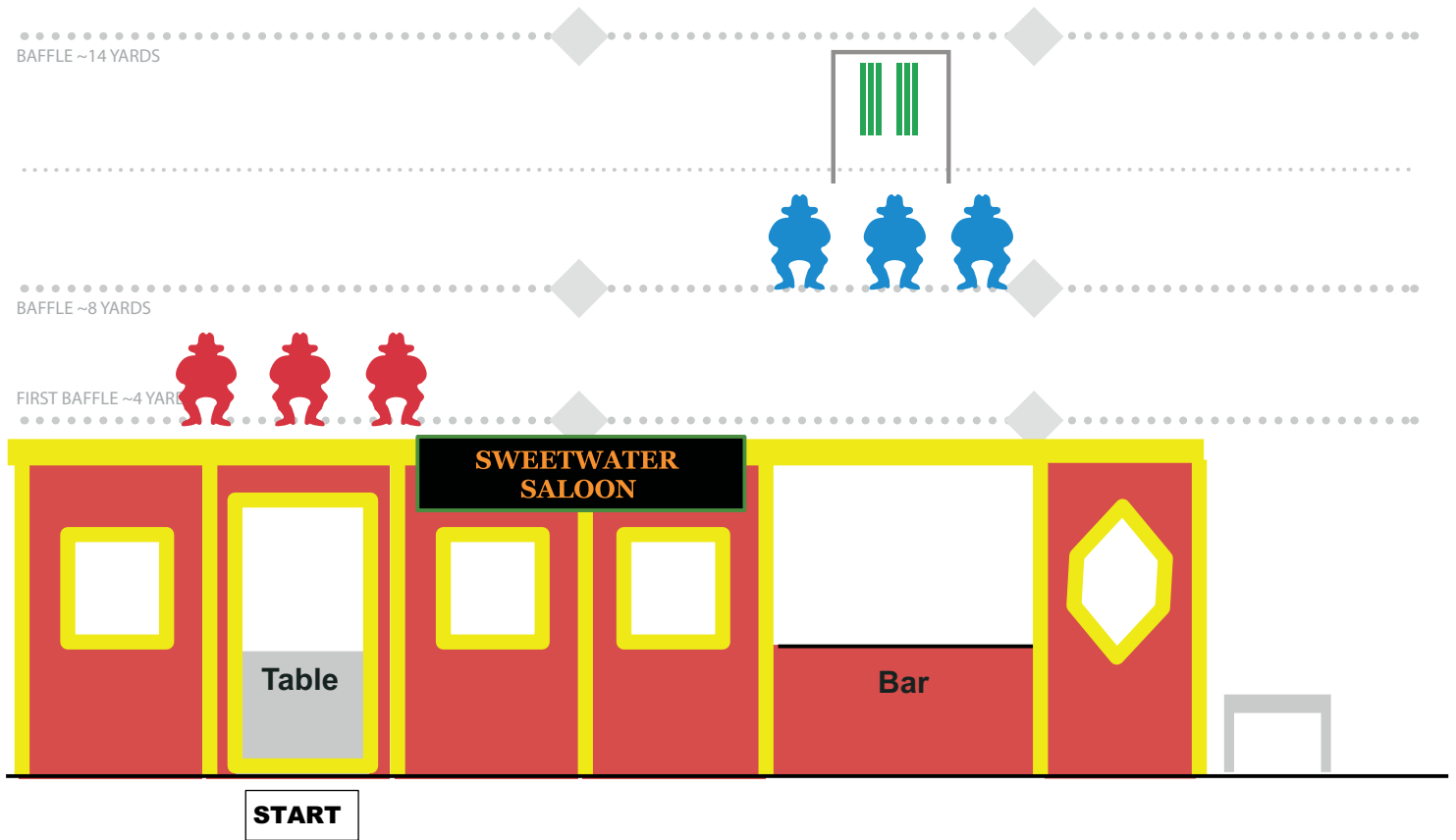
Mandatory safety meeting at 8:45 am, match begins at 9:00 am.

NOTE: Lead bullets only (polymer coatings are okay). Shot shell lead loads only, 7-1/2# or smaller.

bristolcowboys.com

Stage 1: Sweetwater Saloon

Rifle: 10 / Pistol: 10 / Shotgun: 4



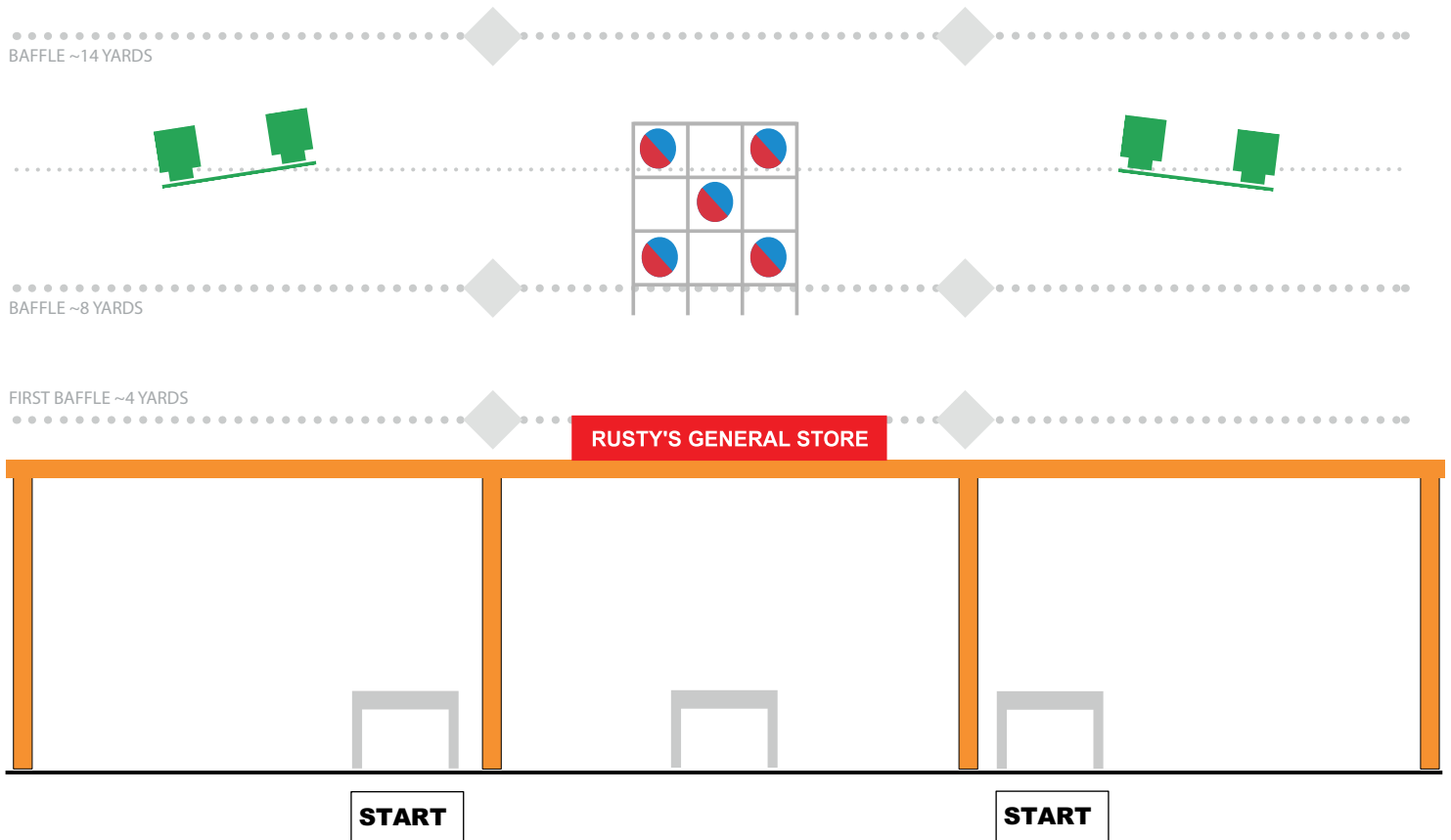
Time to get warmed up.

Start: Pistols holstered. Rifle and shotgun staged on bar. Start at doorway with hands on doorframe. When ready, say “**Let’s light this candle**”.

At the Beep: With pistols engage the cowboys with a double-tap Nevada sweep starting on any target. Then from behind the bar, with rifle engage cowboys with a double-tap Nevada sweep starting on any target. Then with shotgun engage each set of chimes twice (double taps are okay)

Stage 2: Rusty's General Store

Rifle: 10 / Pistol: 10 / Shotgun: 4+



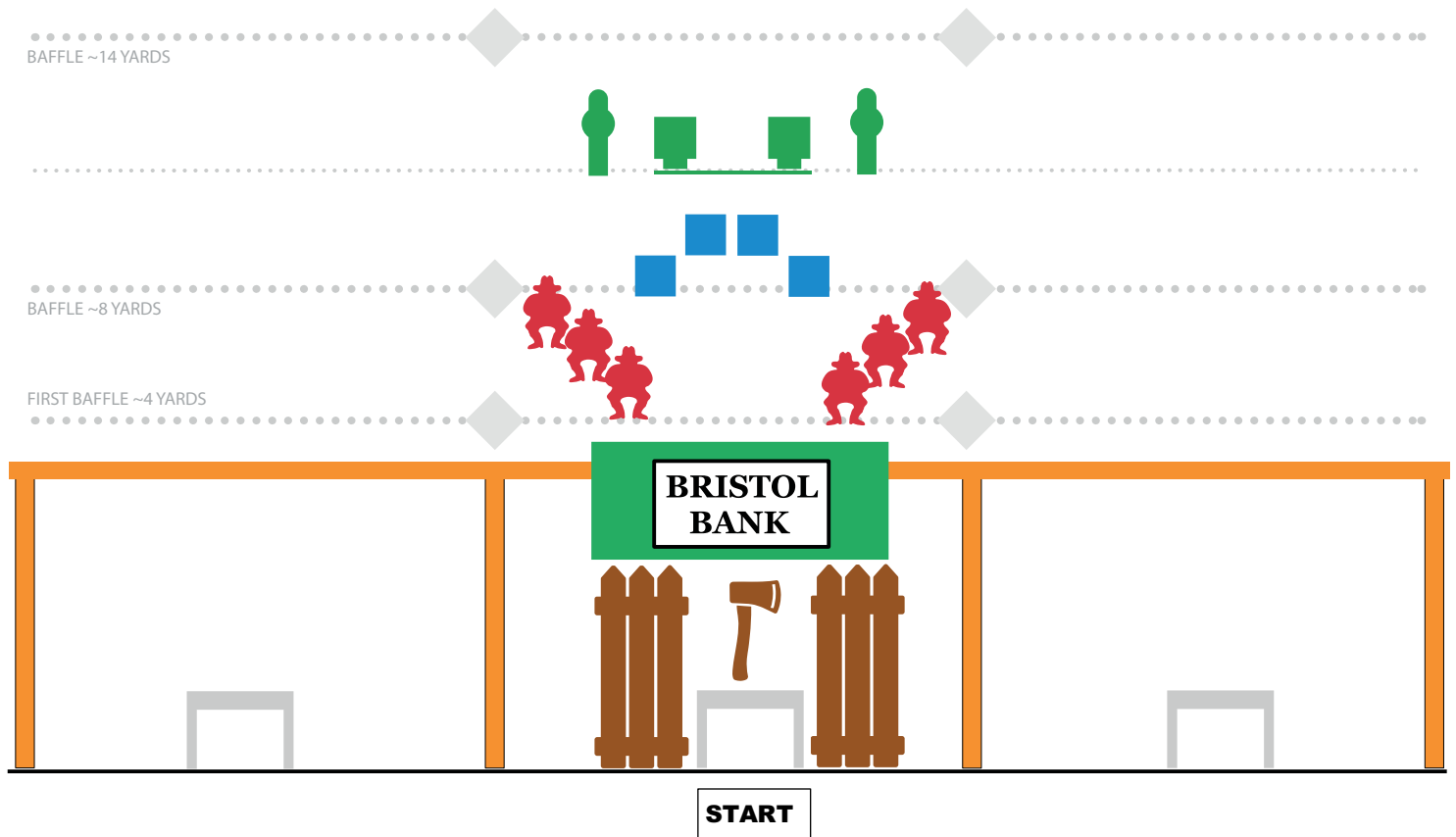
Time to run.

Start: Pistols holstered. Rifle staged on center table. Start behind either left or right table with shotgun at cowboy port arms. When ready, say “**We spared no expense**”.

At the Beep: With shotgun engage knockdowns until down. Safely move shotgun to center table. From behind center table, with pistols and rifle, engage each square with 4 rounds each in any order. Safely move shotgun to opposite table and engage knockdowns until down.

Stage 3: Bristol Bank

Rifle: 10 / Pistol: 10 / Shotgun: 4+



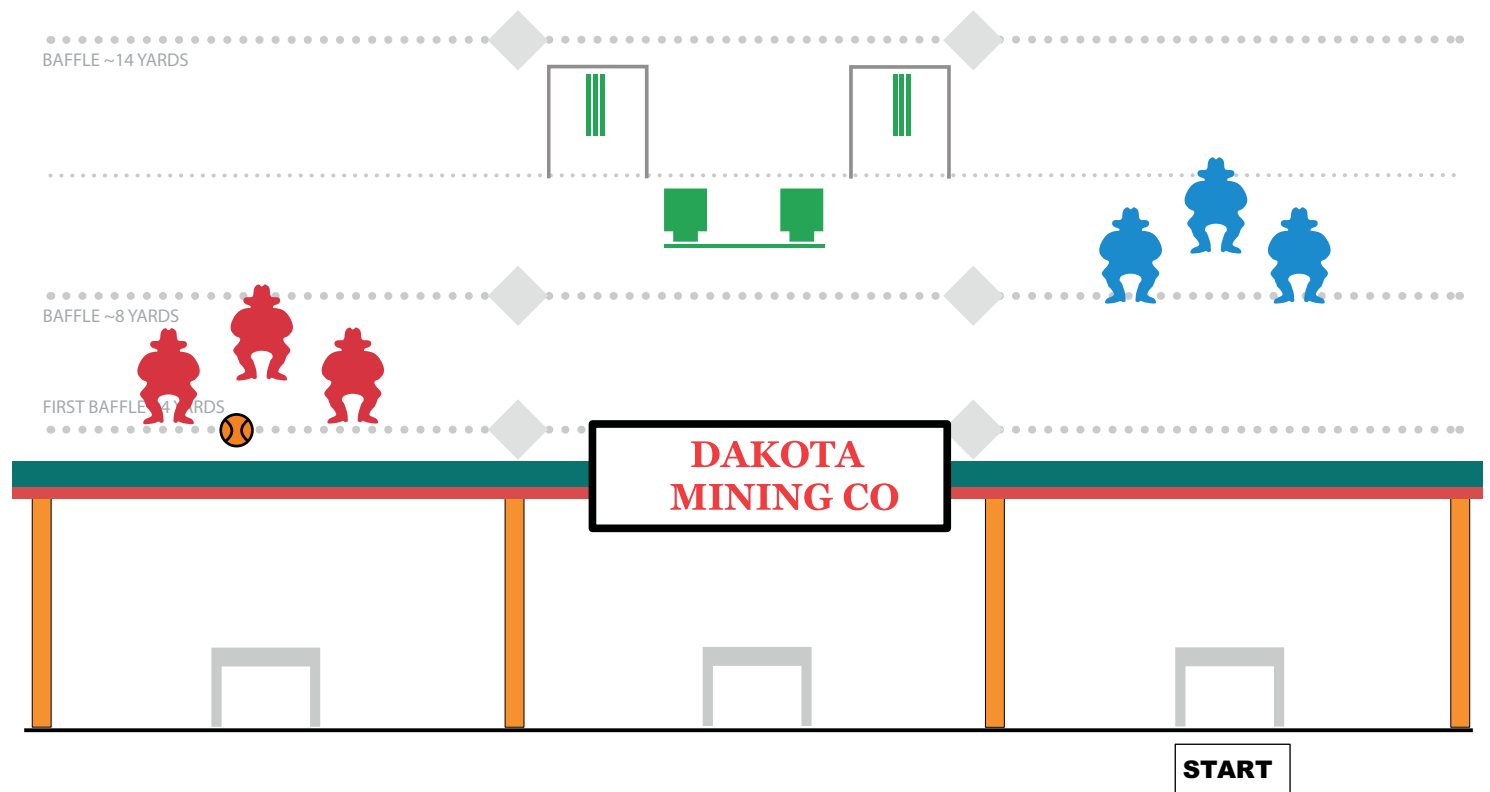
Time to hide.

Start: Pistols holstered. Rifle and shotgun staged on table. Starting behind center table holding hatchet with both hands. When ready, say “**Here’s Johnny**”.

At the Beep: Any order but rifle cannot be last. All sweeps must start on an end target. With shotgun engage knockdowns until down. With rifle engage square targets in a continuous Nevada sweep. With one pistol, from left of left fence, engage cowboys in a Nevada sweep. With the other pistol, from right of right fence, engage cowboys in a Nevada sweep.

Stage 4: Dakota Mining

Rifle: 10 / Pistol: 10+1 / Shotgun: 4+



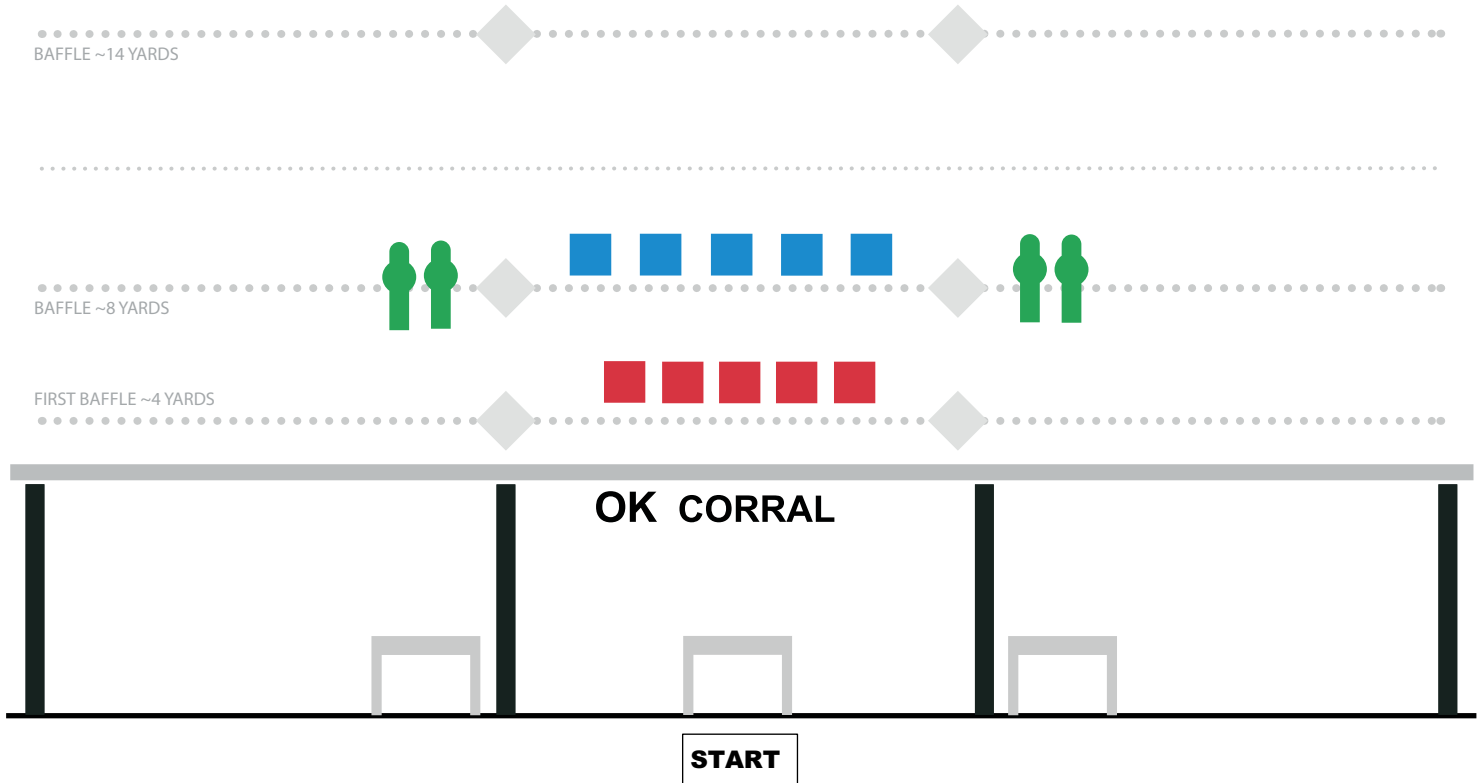
Time to aim.

Start: Pistols holstered, pistol reload staged anywhere. Shotgun staged on center table. Rifle staged on right table. Starting behind right table with hands on hat, when ready, say “**Aim small miss small**”.

At the Beep: From behind the right table, with rifle engage cowboys outside-outside-center-outside-outside, then repeat – NO DOUBLE-TAPS. Then from behind center table, with shotgun engage each set of chimes once and knockdowns until down in any order. Then from behind left table, with pistols engage cowboys in the same sequence as rifle. Then reload a pistol and engage bonus ball for a 10 second bonus (a miss is not a miss).

Stage 5: OK Corral

Rifle: 10 / Pistol: 10 / Shotgun: 4+



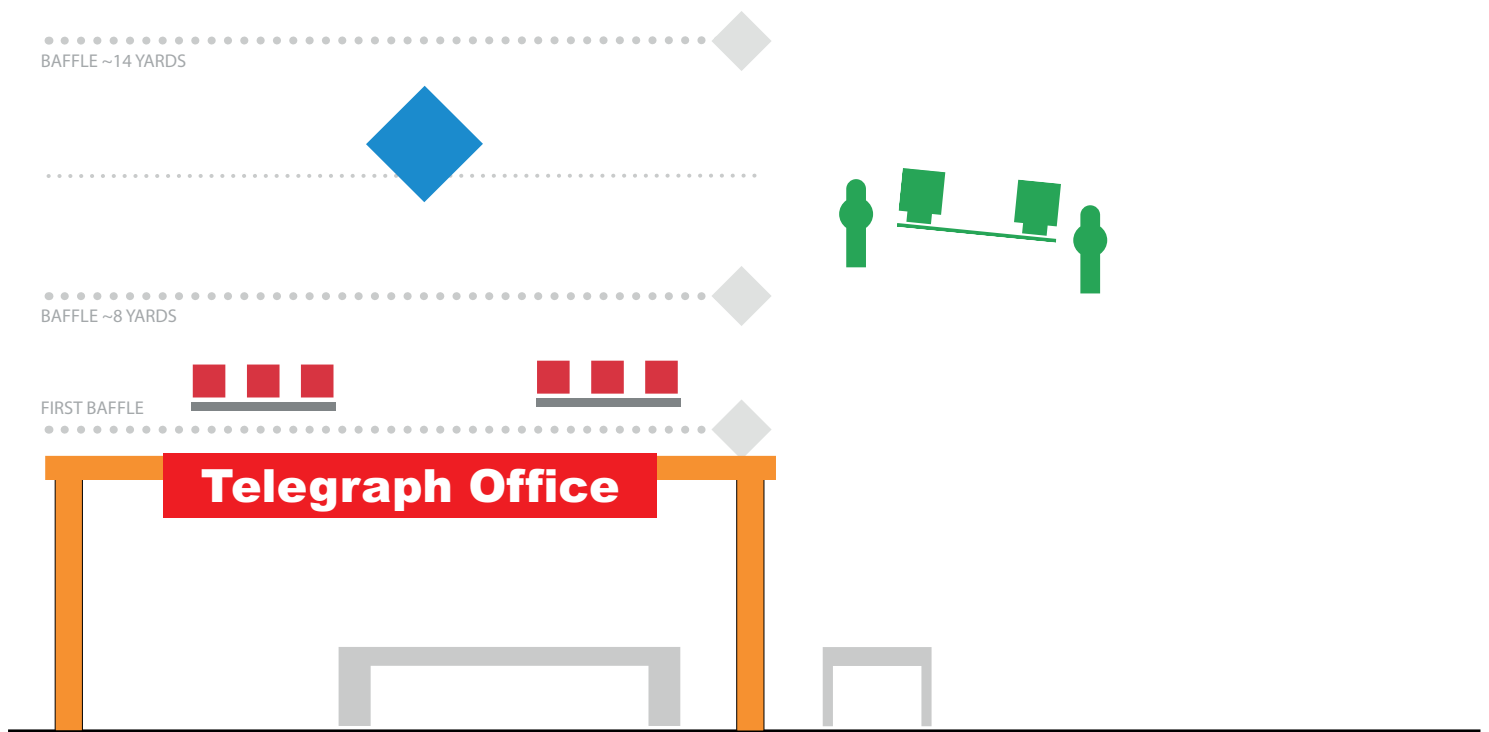
Time to set a record.

Start: Rifle and shotgun staged on center table, pistols holstered. Starting behind center table with hands relaxed at sides. When ready, say “**Fill your hands!**”.

At the Beep: Gun order is shooter’s choice, **RMNBL**. Single tap sweep both the rifle and pistol targets twice from the same direction — **no, you can’t reverse direction**. Shotgun targets must be engaged from behind outer tables in any order. **Keep shotgun muzzle pointed down range when moving.**

Stage 6: Telegraph Office

Rifle: 10 / Pistol: 10 / Shotgun: 4+



Time to count.

Start: All guns staged on AND returned to a table. With both hands behind your back, when ready, say “**What in the Wide Wide World of Sports is a-goin' on here?**”.

At the Beep: With rifle engage dump target with all rounds. Then with pistols, engage knockdowns until down, then engage dump target with any remaining rounds. If an unaimed knockdown falls, shoot where it was. Only misses on the dump target or remaining upright knockdowns are counted as misses. Then move behind right table and with shotgun engage knockdowns until down.