



COWBOY MATCH STAGES

May 16 & 17, 2026

Minimum match ammo required:

Rifle: 61
Pistol: 60
Shotgun: 20+



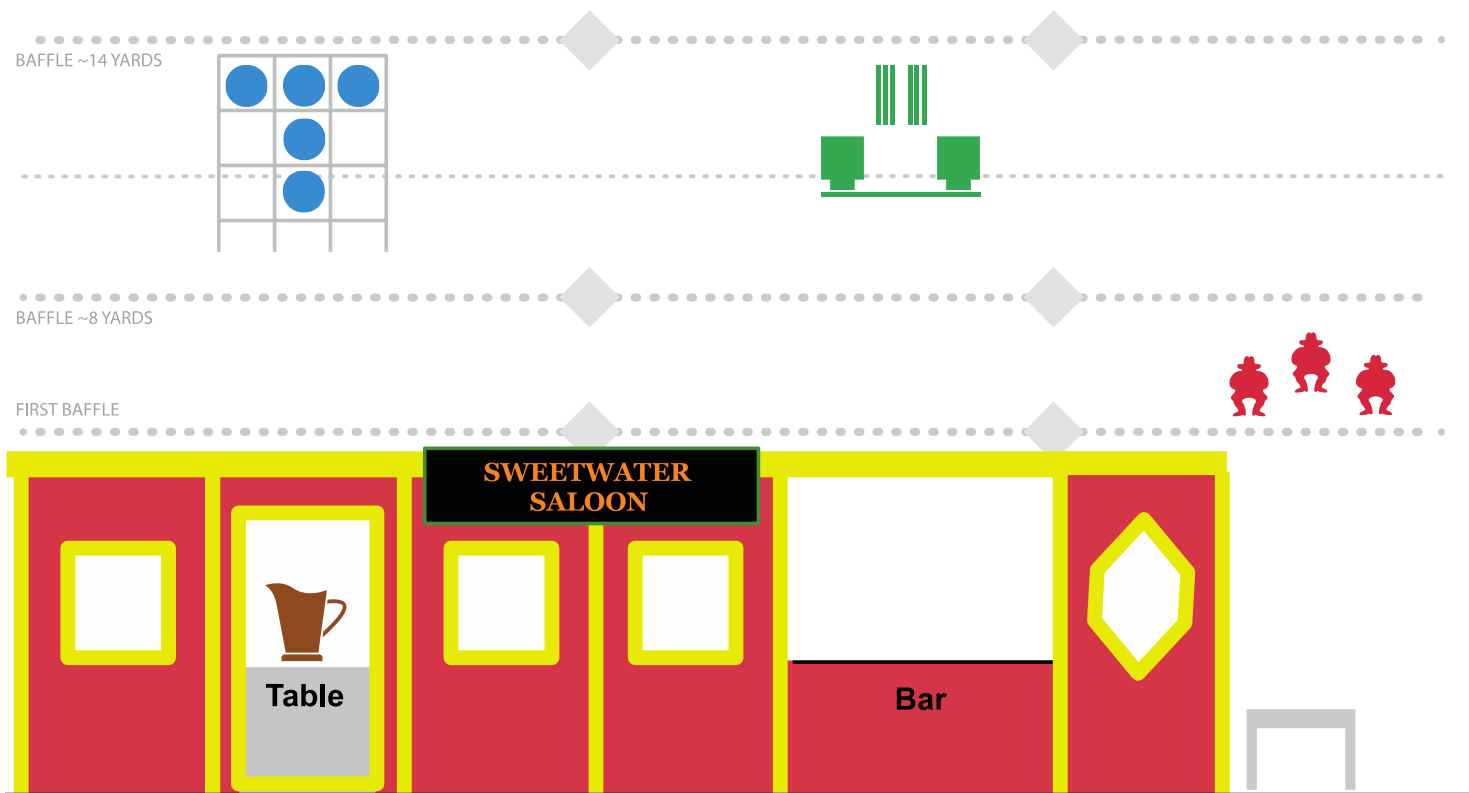
All participants MUST attend the safety meeting at 9:45 am, match begins at 10:00 am.

NOTE: Lead bullets only (polymer coatings are okay). Shot shell lead loads only, 7-1/2# or smaller.

bristolcowboys.com

Stage 1: Sweetwater Saloon

Rifle: 10 / Pistol: 10 / Shotgun: 4+



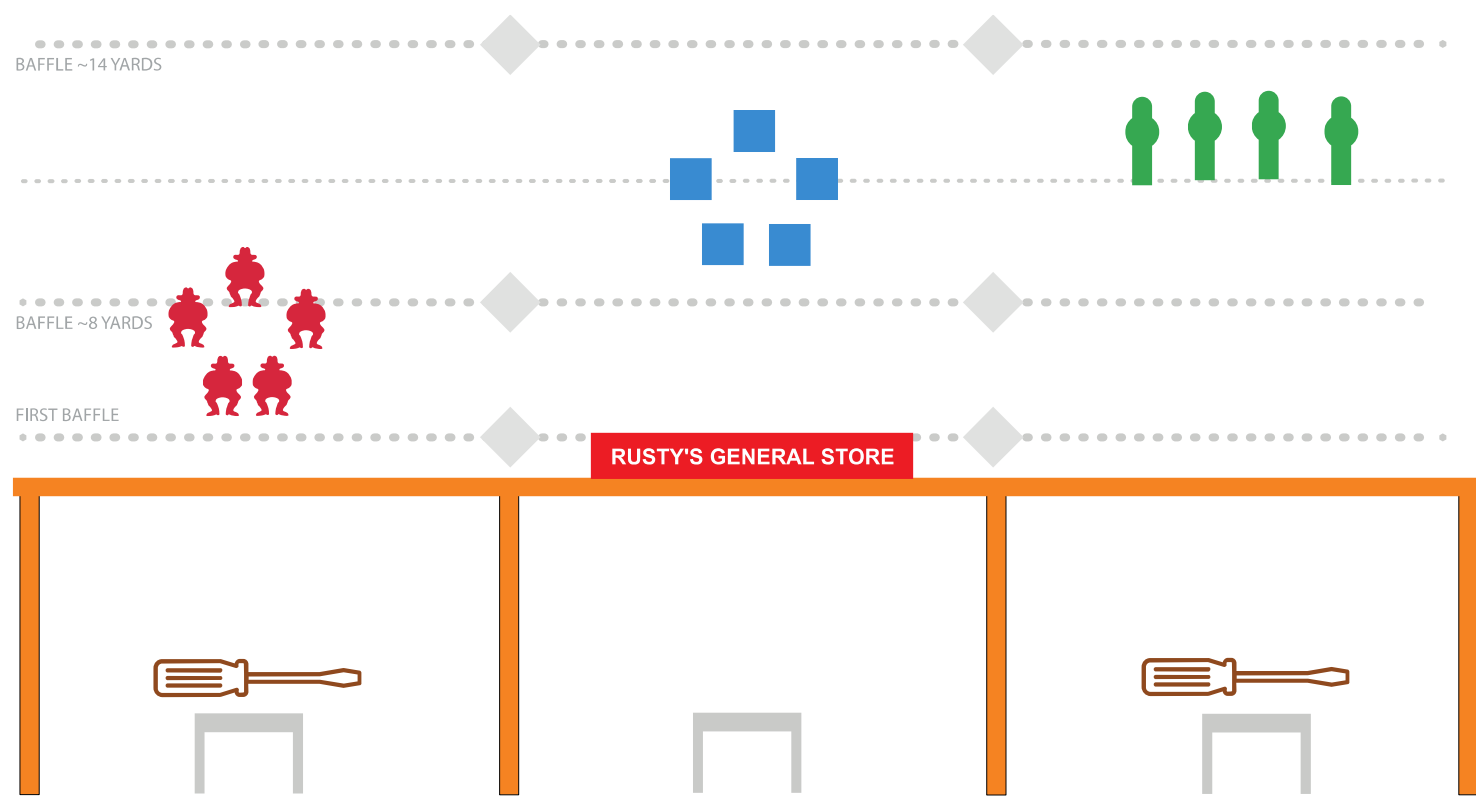
The bartender went to play golf and you can't get a drink.

Setup/Start: Pistols holstered. Rifle staged in left doorway. Shotgun staged on bar. Starting in doorway holding pitcher with both hands. When ready, say “**T-time**”.

At the Beep: Shooting order is RSP – you can restage pistols on table after use. With rifle double tap each circle in any order. From behind bar, with shotgun engage knockdowns until down and each set of chimes once in any order. From behind the right table, with both pistols engage cowboys with a Kansas City sweep (double tap Nevada sweep starting on either end).

Stage 2: Rusty's General Store

Rifle: 10 / Pistol: 10 / Shotgun: 4+



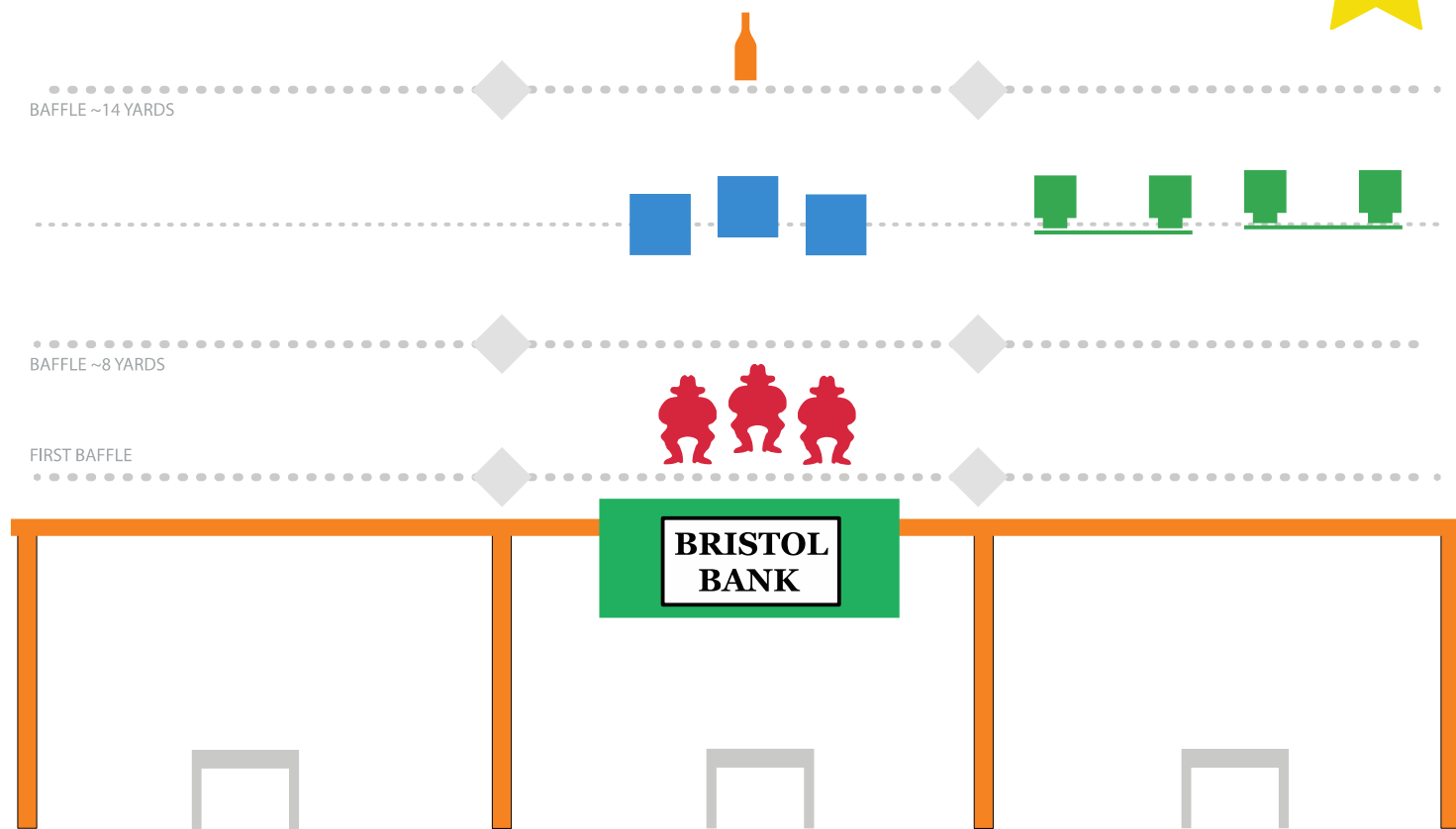
Rusty is having trouble screwing together his new Swedish cabinet – see if you can help him put it together.

Setup/Start: Pistols holstered. Rifle staged on center table. Shotgun staged on right table. Starting behind either left or right table holding screwdriver with both hands. When ready, say “**Righty-tighty lefty-loosy**”.

At the Beep: Shooting order is rifle not last. With pistols engage cowboys from behind left table starting with the top center target, sweep the targets in a clockwise order, then with second pistol starting on top center target, sweep targets in a counterclockwise order. With rifle engage squares from behind center table same as pistols. With shotgun engage knockdowns from behind right table until down.

Stage 3: Bristol Bank

Rifle: 10+1 / Pistol: 10 / Shotgun: 4+



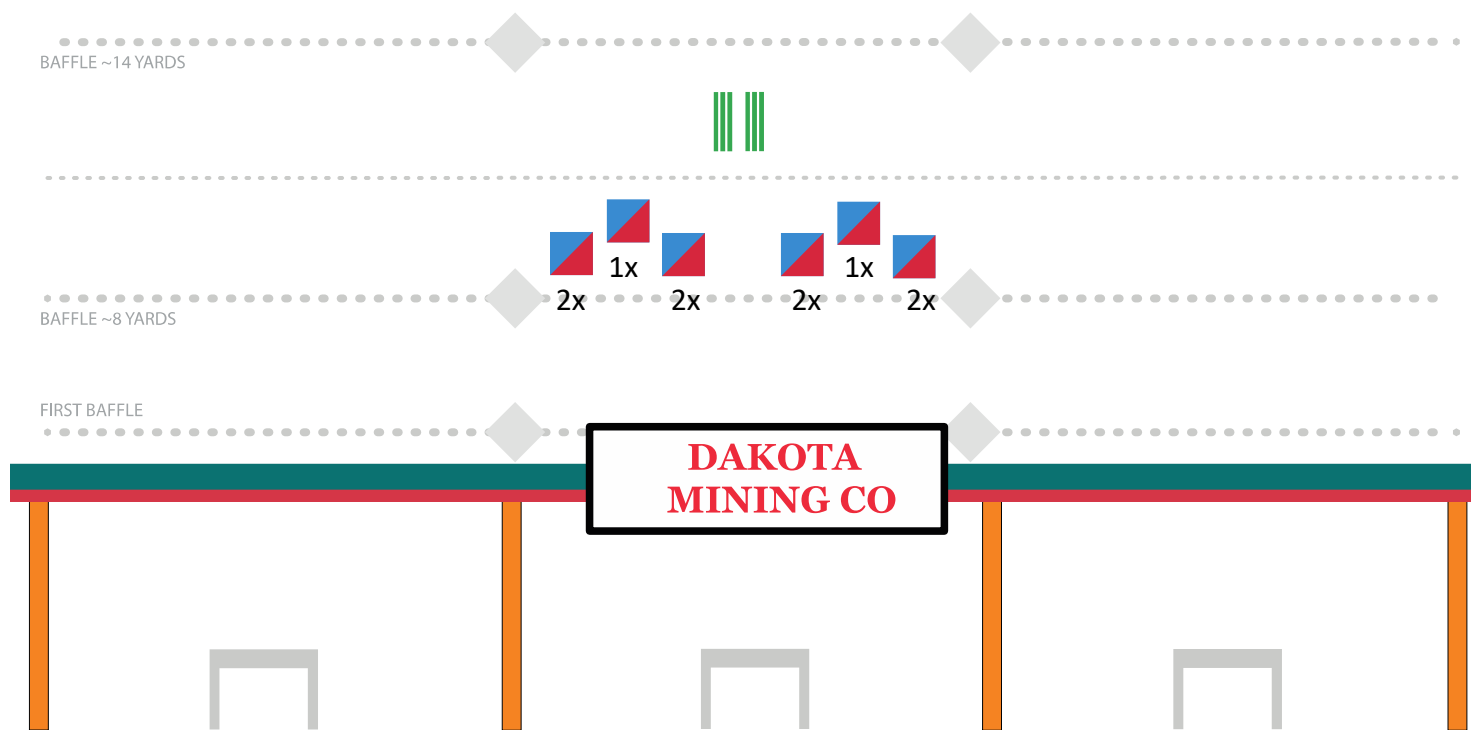
Since the saloon was closed, you know the bank manager has a bottle somewhere – see if you can get it.

Setup/Start: Shotgun staged on right table. Pistols holstered. Rifle staged on center table. Reload staged anywhere. Reload can be loaded any time after the beep. Starting behind the right table with both thumbs completely tucked behind pistol belt. When ready, say “**Where’s the hootch?**”.

At the Beep: Shooting order is SRP. From behind the right table with shotgun, engage knockdowns until down. Then from behind center table, with rifle engage squares with two Indiana sweeps (double-tap the center then sweep the 3 targets in either direction) and then the bottle for a 10 second bonus (a miss on the bottle is not a miss). Then with pistols, engage cowboys with two Indiana sweeps.

Stage 4: Dakota Mining

Rifle: 10 / Pistol: 10 / Shotgun: 4



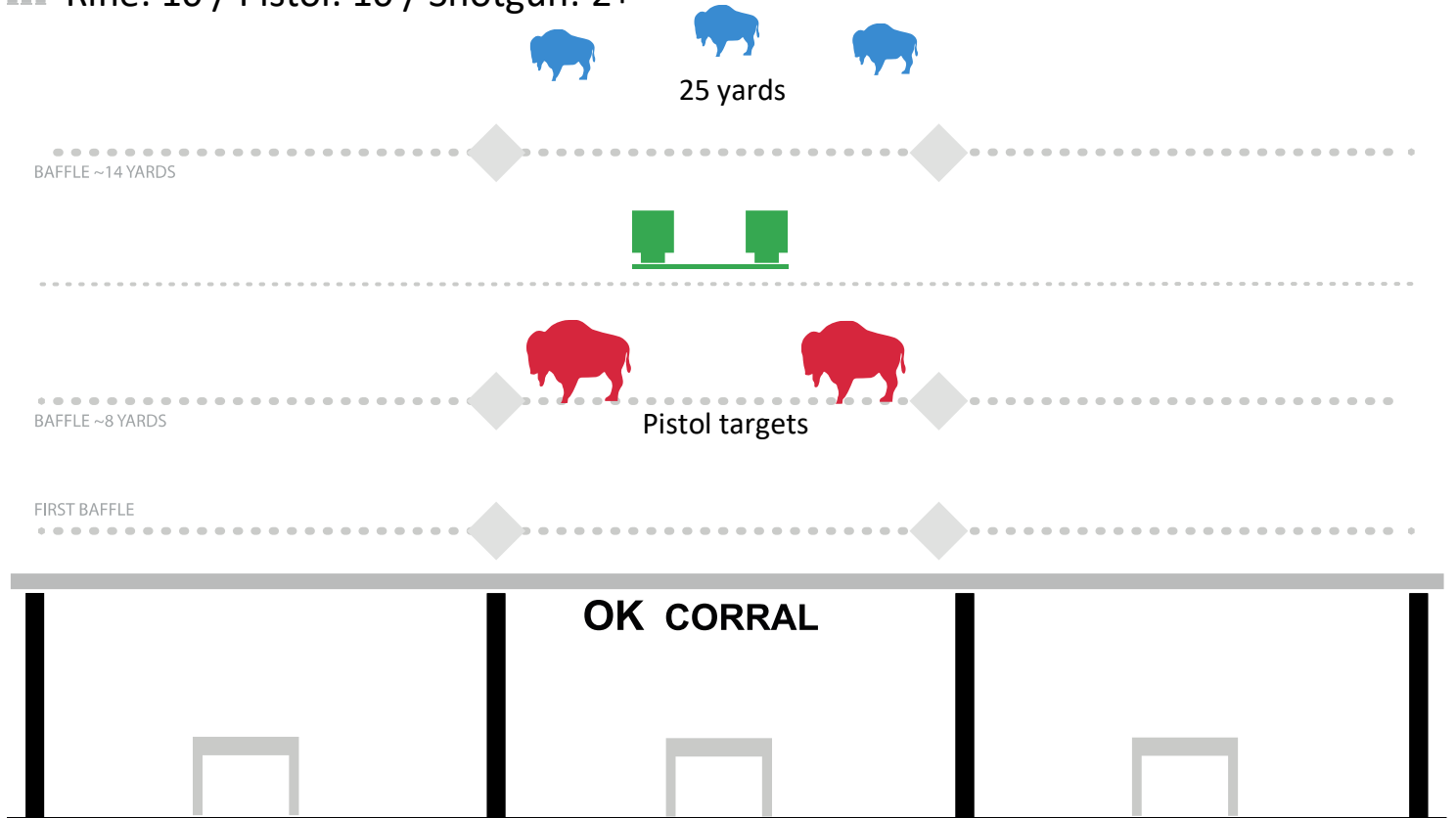
Outlaws are blocking the mine entrance – you’re going to show them who’s the boss.

Setup/Start: Pistols holstered. Rifle staged on center table. Starting behind center table with shotgun at cowboy port arms. When ready, say “**Fire in the hole**”.

At the Beep: Shooting order starts and ends with shotgun. Engage each set of chimes in center bay once. Then, starting with either rifle or pistols, engage the squares as follows: starting on the left target: T1 double tap - T2 single tap - T3 double tap - T4 double tap - T5 single tap - T6 double tap. Repeat with remaining rifle or pistols. Then repeat shotgun sequence.

Stage 5: OK Corral

Rifle: 10 / Pistol: 10 / Shotgun: 2+



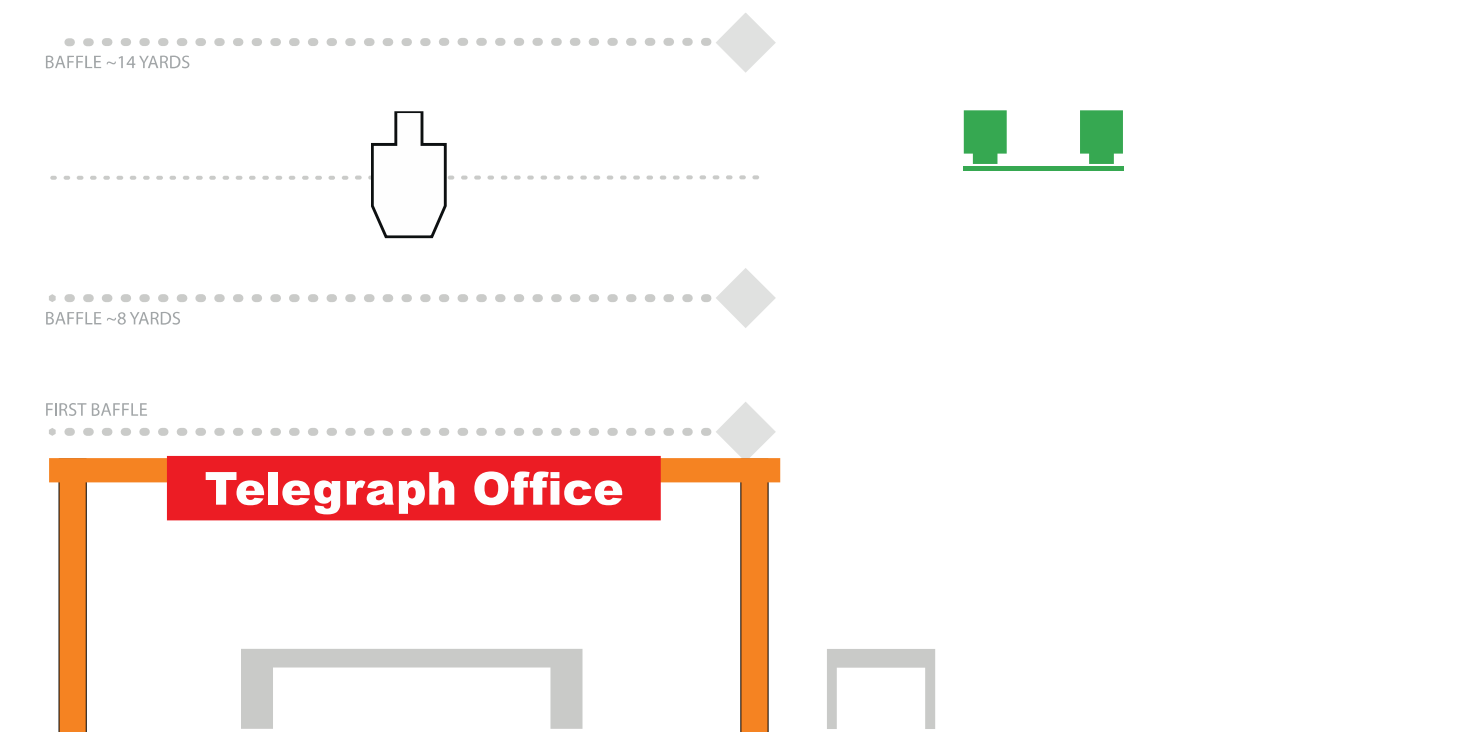
Last Call Saul asked for further rifle targets – join Saul’s buffalo hunt!

Setup/Start: Pistols holstered. Rifle in hand. Shotgun staged on center table. Starting behind center table holding rifle with both hands, when ready, say “**Where’s my cigar?**”.

At the Beep: Shooting order is RPS. With rifle engage far buffaloes with a continuous double tap Nevada sweep starting on any target. With pistols engage each near buffalo 5 times each in any order. Then with shotgun engage knockdowns until down.

Stage 6: Telegraph Office

Rifle: 10 / Pistol: 10 / Shotgun: 2+



The telegraph office has been taken over by a huge bandito.

Setup/Start: All guns staged on large table. Start facing up-range with hands relaxed at sides. When ready, say “**Hoy no**” (not today).

At the Beep: Shooting order is rifle not last. Engage IPSC target with a Texas sweep (all pistol and rifle rounds on single target). With shotgun, from behind right table, engage knockdowns until down.