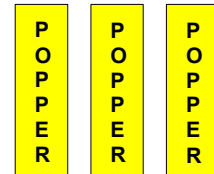




November 2017 Stage 4

# THE DAKOTA MINING COMPANY

Ammo required: 10 Pistol 10 Rifle 6 Shotgun



1854

DAKOTA  
MINING CO

RIFLE  
TABLE

SHOTGUN  
TABLE

START HERE

FINISH HERE

## Stage Procedure:

Pistols loaded with (5) rounds each HDOEC. Rifle loaded with (10) rounds, HDOEC staged on table in the left bay. Shotgun staged on right table open and empty

## Starting Position:

Standing in the left bay with both hands on your Hat.  
When the Shooter is ready say the line "OK"

**At the Beep,** Retrieve your rifle and triple the center Cowboy then double tap each outside Cowboy in any direction then triple tap the Center Cowboy. Make Rifle safe and re-stage on table. Shoot your Pistols the same as your Rifle. Holster and move to right bay. Retrieve your shotgun and double tap each outside Popper in any direction then double tap the middle Popper. Make Shotgun safe. Retrieve your rifle and proceed to the unloading table. **Targets (3) Poppers, (6) Cowboys**