



April 2018 Stage 6

# HUCKLEBERRY'S GUN SHOP

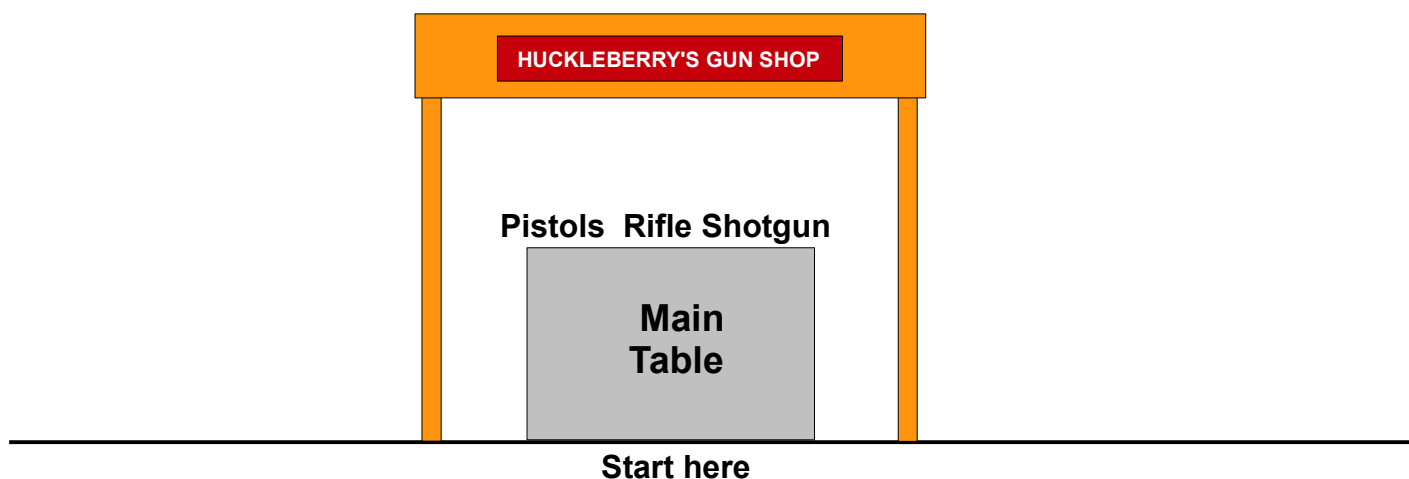
Ammo required: 10 Pistol 10 Rifle 2+ Shotgun



SHOTGUN RACK



KD KD



**Here is an opportunity to show off your speed after a long winter**

## Stage Procedure:

Pistols loaded with (5) rounds each, HDOEC, staged on table. Rifle loaded with (10) Rounds, action closed, HDOEC staged on table. Shotgun staged on table open and empty.

## Starting Position:

Standing behind the main table with both hands flat on the table.

When the Shooter is ready say the line **“Good to be back”**

**At the Beep,** With your Pistols dump all (10) rounds on T1. With your Rifle dump all (10) rounds on T1. With your shotgun shoot the Knockdowns in any direction until down. You may shoot your Firearms in any order but you can not shoot your rifle last. After shooting each Firearm, re-stage it safely back on the table. When finished with the stage, holster your Pistols, retrieve your long guns. Move to the unloading table. [Targets: \(1\) Large Dump Target, Shotgun Rack](#)